

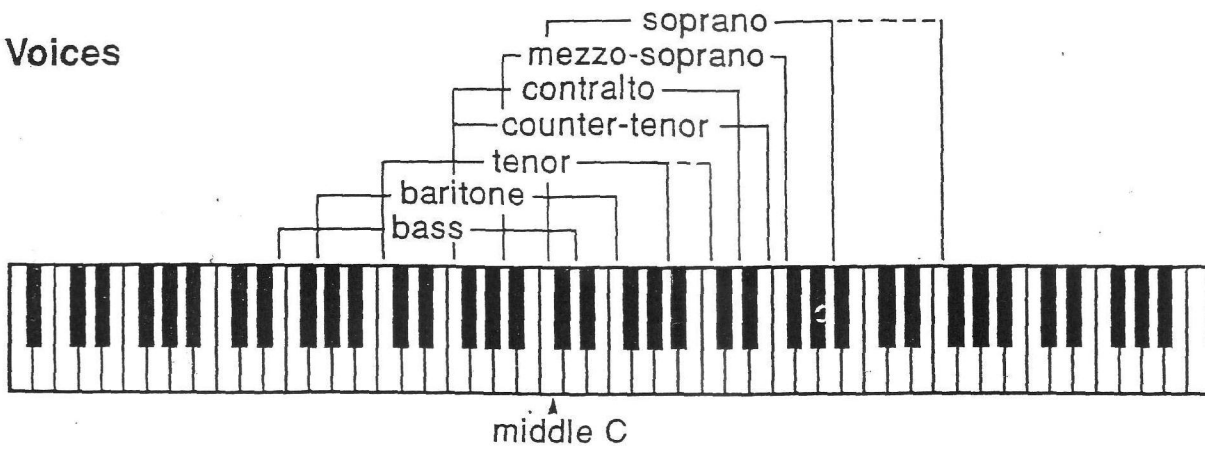
HOW - TO

IMPROVE YOUR SOUNDS AND MAKE THEM MORE REALISTIC

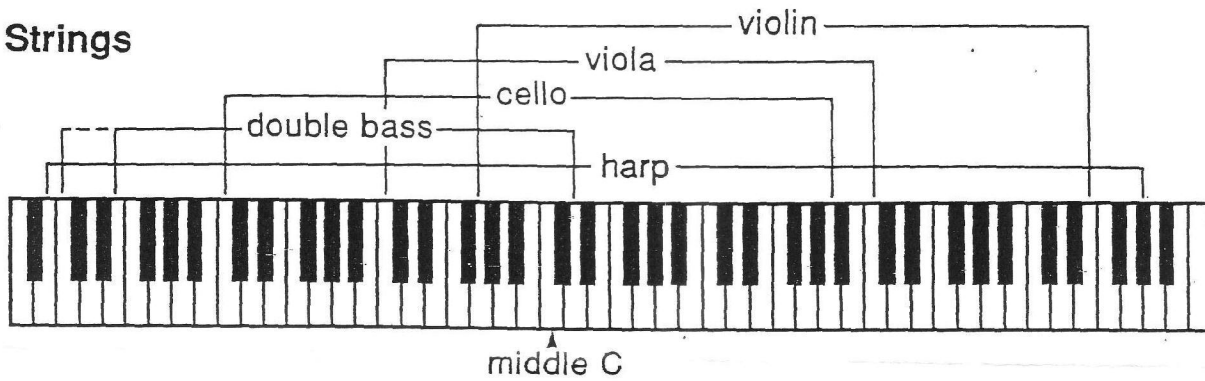
- **ALWAYS PLAY THE INSTRUMENT SOUND, WHICH YOU HAVE SELECTED IN IT'S CORRECT MUSICAL REGISTER**
- **A TRUMPET PLAYED ONE OCTAVE BELOW MIDDLE G, WILL SOUND LIKE A TROMBONE**
- **NEVER USE ENSEMBLE, A.O.C, TECHNICHORD ETC, ON SOLO INSTRUMENTS WHICH CAN ONLY PLAY ONE NOTE AT A TIME**
- **TRY USING A LITTLE HALL REVERB, YOU WILL BE AMAZED HOW THE SOUND IS GIVEN DEPTH, AND COMES ALIVE**
- **PANNING SOUNDS LEFT AND RIGHT, CAN MAKE FOR A MORE REALISTIC EFFECT, REMEMBER, THE MUSICIANS IN A BAND OR ORCHESTRA, ARE SPREAD ACROSS THE STAGE LEFT TO RIGHT, NOT ALL HUDDLED IN ONE CORNER**
- **IF RECREATING A JAMES LAST SOUND, LISTEN TO HIS RECORDINGS, AND LEARN TO RECOGNISE HIS INSTRUMENTATION, (HE USES FLUGEL HORNS A LOT)**
- **REGARDLESS OF THE INSTRUMENT YOU SELECT, TRY AND PLAY AS IF YOU WERE ACTUALLY PLAYING THE REAL THING, THIS WILL HELP THE AUTHENTICITY**
- **LISTEN TO YOUR FAVORITE ARTISTS, BIG BANDS ETC, DON'T JUST HEAR THEM**

Ranges of voices and instruments

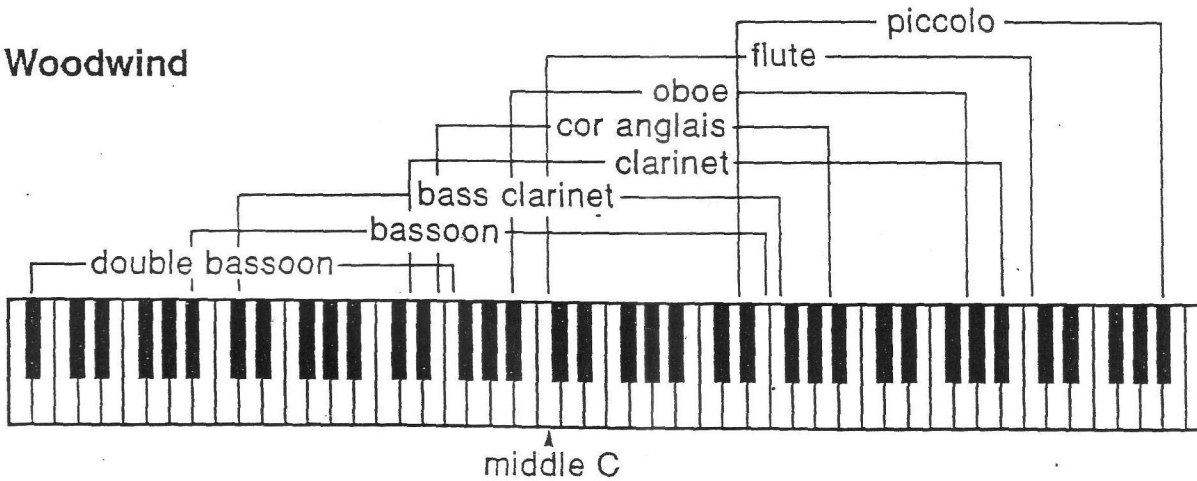
Voices



Strings



Woodwind



Brass

